


ACCESS MORE LIBBY TITLES



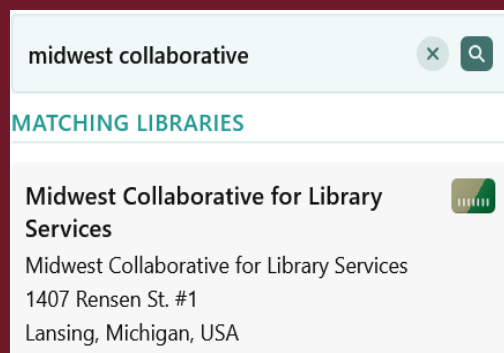
To access even more eBooks & eAudiobooks add our partner library cooperatives to your Libby account by following the steps below:



1. Touch the Menu icon (3 horizontal lines) at the bottom of your screen

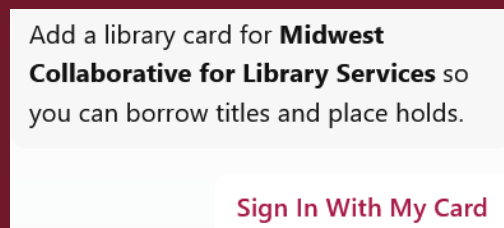


2. Touch "Add a Library"

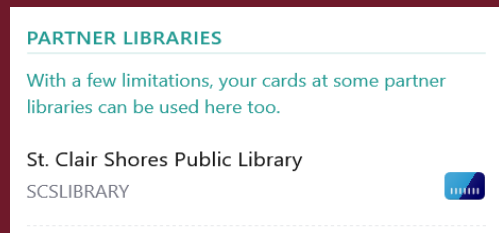


3. Type Midwest Collaborative for Library Services (MCLS)

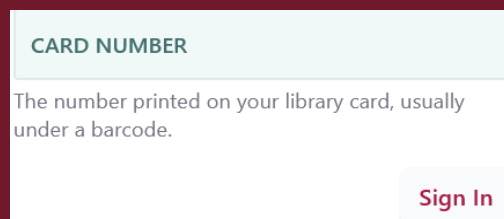
4. Touch MCLS when it appears on your screen



5. Touch "Sign in With My Card"




6. Touch "St. Clair Shores Public Library"



7. Enter your SCS library card number and Touch "Sign In"

Okay, you're signed in! Here is your library card.



Rename Card

Next

8. You are ready to begin searching the eBook & eAudiobook catalog of our partner cooperative Midwest Collaborative

9. To add our other partnering cooperatives, repeat steps 1-8 for each cooperative listed below:

Download Destination

Great Lakes Digital Libraries

Lakeland Library Cooperative

Metro Net Library Consortium

Mideastern Michigan Library Cooperative

White Pine Library Cooperative

Up North Michigan Consortium

Woodlands Library Cooperative

Libby account:

- ◇ **Up to ten checkouts at a time**
- ◇ **Seven holds per account**
- ◇ **New titles purchased each month**
- ◇ **Unlimited access to eMagazines**
- ◇ **Never any late fees**
- ◇ **Available anywhere with internet access**
- ◇ **Download to device to read or to listen offline**



St. Clair Shores Public Library

22500 Eleven Mile Road, St. Clair Shores, MI 48081



www.scslibrary.org Like us on Facebook

(586) 771-9020

